

## HEDGEHOG CLASS HOME LEARNING


Wednesday 22<sup>nd</sup> April 2020

English:	
Phonics - revise	Mr Mc Day 7 'oi' words <a href="https://www.youtube.com/watch?v=ELuONu3buwg">https://www.youtube.com/watch?v=ELuONu3buwg</a>
Teach:	'are' (tricky word) Can your child think of some sentences with 'are' in? Can they highlight or circle are in the following sentences?  There are four cows in the field. Where are the carrots? Are there 7 days in a week? What are toads?
Reading:	On the computer if possible - Teach your monster to read Any books at home - read together see how many words on a page they can have a go at reading themselves.
Writing:	Follow up from Mr Mc - sentence is Put the coin into the brown pot. Can they make any changes at the end and write one more sentence? For example, Put the coin into the green till.













Maths:	
Number	<p>Todo maths online - any games and to include if possible the number formation activity If you cannot access this maybe your child could use the laminated number card in their book bag to trace over?</p> <p>Challenge: If you would like an activity that is more challenging please go to the BBC Bitesize site and under Maths Y1 there is counting in 2s dated 21<sup>st</sup> April 2020. <a href="https://www.bbc.co.uk/bitesize/articles/zkqv382">https://www.bbc.co.uk/bitesize/articles/zkqv382</a> This has 2 short video clips and some practice questions and sheets you can download. If you need even more of a challenge - on the 22<sup>nd</sup> April they count in 5s. Good luck.</p>
Space, Shape & Measures	<p>White Rose Maths - Day 3 Supertato <a href="https://whiterosemaths.com/homelearning/early-years/">https://whiterosemaths.com/homelearning/early-years/</a> Today's activities are based around the book Supertato Run Veggies Run (on Youtube - type in title and look for Books Alive) <a href="https://www.youtube.com/watch?v=BIeAHK-5m6E">https://www.youtube.com/watch?v=BIeAHK-5m6E</a> You will need some vegetables which I know maybe rather precious at this time but maybe the children could try other objects or toy food instead. You may like to make some ramps to see if this helps the veggies to roll further? Vocabulary: distance, how far, furthest and time related vocabulary</p>

# HEDGEHOG CLASS HOME LEARNING

Wednesday 22<sup>nd</sup> April 2020

Topic:	The World around us!
	<p><u>My Garden</u></p> <p>What is growing in your garden?</p> <p>Today I would like you to think about trees.</p> <p>Do you have any trees? Where are they? Did your family plant them? Are the trees all the same? Are they the same size? Do they have any blossom on? What colour are the leaves? What colour is the blossom? Do you know the names of any trees? Can you find any of the trees on the Tree Identification Sheet? If you wanted to measure how round the trunk is - what could you use?</p> <p>If you have some paper and crayons you could make some bark rubbings. Tell your grown up which part of the tree is the bark. How does it feel? What does it look like? Can you look closely at the leaves? You may be able to do some leaf rubbings.</p> <p>Challenge: If you are able to go outside for your daily walk/bike ride - can you look for different trees? Are they the same or different to those in your garden? Can you collect anything that may have dropped from the trees i.e. pine cones?</p>
Collective Worship	<p>The World that God made (Part 1 of 2)</p> <p><a href="https://www.bbc.co.uk/bitesize/clips/z62hyrd">https://www.bbc.co.uk/bitesize/clips/z62hyrd</a></p> <p>BBC Bitesize - Key Stage 1 RE Christianity</p> <p>Watch the video clip and think about any parts that you thought were amazing. Would you like to visit any of the places you saw? Why?</p>
PE	<p>Today this is linked to Supertato</p> <p>Can you set up a mini sports day? Maybe you could make some badges for the prizes i.e. 1<sup>st</sup>, 2<sup>nd</sup>, 3<sup>rd</sup> and give them out to the family as they finish??? Think of lots of different activities you can try to do in 1 minute. I would love to see any video clips!!</p>
PSED (personal, social, emotional development)	<p>Feelings - I thought it might be an idea for the children to make a little book linked to feelings. They will add new pages each day concentrating on one emotion so that by Friday they have a book. They can always return to this to read it, share it, add more pages. Today's feeling is 'I feel cross when ...'</p>

## Tree Identification Sheet

beech 	ash 	holly 	lime 
<input type="checkbox"/>	<input type="checkbox"/>	<input type="checkbox"/>	<input type="checkbox"/>
hazel 	larch 	elder 	birch 
<input type="checkbox"/>	<input type="checkbox"/>	<input type="checkbox"/>	<input type="checkbox"/>
sycamore 	yew 	sweet chestnut 	oak 
<input type="checkbox"/>	<input type="checkbox"/>	<input type="checkbox"/>	<input type="checkbox"/>