







Friday 3rd July 2020

Hi Reception children,

It's the end of the week! A fab Friday is planned for you today.



On this plan you will find today's virtual Maths, Phonics and Handwriting. In Maths you are doubling, in Phonics you are recapping and learning the "th" digraph again and for handwriting we are learning how to write some more tricky words.

<p>Maths</p> <p>Mental Maths- 10 mins</p> <p>Maths 20 mins</p>	<div data-bbox="405 680 951 1039"></div> <div data-bbox="1011 658 1428 860"><p>Warm up by listening to the doubles song, see if you can join in!</p></div> <div data-bbox="389 1050 1075 1520"><p>Starting with a Story Reception</p><div data-bbox="397 1084 788 1509"></div><div data-bbox="796 1128 1027 1464"><p>Milkshake doubles</p><p>Oliver was going to make himself a milkshake but now his friend has come too!</p><p>Can you double the amount of ingredients so they both can have one?</p></div><div data-bbox="1027 1464 1075 1520"></div></div> <div data-bbox="373 1621 772 1935"><p>Write the doubles in your book</p><p>Use objects to help you or draw some pictures</p></div> <div data-bbox="820 1543 1428 1957"><p>Starting with a Story Reception</p><div data-bbox="820 1588 932 1700"></div><div data-bbox="916 1632 1131 1946"><p>Oliver's Milkshake</p><ul style="list-style-type: none">2 cups milk3 bananas4 strawberries10 blueberries4 scoops of ice-creamBlend together5 squirts of squirty cream1 cherry on top</div><div data-bbox="1155 1632 1362 1946"><p>New double Milkshake</p><div></div></div><div data-bbox="1362 1576 1426 1666"></div><div data-bbox="1362 1912 1426 1968"></div></div>
--	---

Starting with a Story Reception

Oliver's Milkshake!

Tricky Problem
What would the recipe say if another 2 friends came?

Can you work out what the answers would be?



Optional Task 2-

Do some veggie measuring!

Starting with a Story Reception

Veggie measurements!

Time for a vegetable investigation.
Use your chosen veg to measure the items in your house!

Starting with a Story

Talking Together





Job one, pick your vegetable (Carrots are good).

2. Pencil and paper ready.
3. Get measuring
4. Note down how many units (Carrots) high and long the items are.

Suggestions

- Your bed
- Your table
- Your door
- Your bookcase
- Your television

Have fun noting down and let us know what you have used!

Don't forget to share what you have been up to on Class Dojo!

Phonics
15 mins

In today's Phonics, you are learning and recapping the "th" digraph again. Are you ready?

<https://www.youtube.com/watch?v=JknQYNkW66o>



Want to do some more?

Play Picnic on Pluto again on Phonics Play and read some "th" words.

Handwriting
15 minutes

Today we are using our fantastic letter formation again to write some tricky words which cannot be sound-talked.

Today practise reading and writing-

some

one

At some point he fell asleep.

This video shows you how to write the cursive alphabet-

<https://www.youtube.com/watch?v=2NQ6uS8blwY&t=133s>