

Wednesday 13th January 2021

Hi,

We are half way through the week and you are doing so well. I hope you enjoyed our videos yesterday. There are certainly lots of you excited to see our cress experiment. Don't forget to share your hypothesis with me! and we will see what happens over the next week.

Happy learning!

Mrs Hoddy

Subject Resources List

Handwriting:

- Whiteboard
- Whiteboard pen
- OR
- Pencil
- Exercise Book/Paper

Phonics:

- Whiteboard
- Whiteboard pen
- Pencil
- Exercise book/Paper
- GROUP 1: Something to make a pretend river e.g., a blanket, some material or a skipping rope
- GROUP 1: washing up liquid, a sandwich bag and a cotton bud

Maths:

- Whiteboard or paper with drawn tens frames
- Two different types of small objects (e.g., sweets and pasta)
- PowerPoint

Literacy, topic and computing:

- Paper
- Pencils
- Colouring pencils
- Device for the Kiddle search engine
- Phonics sound mat for labels and sentences

Handwriting
(10 minutes)

Can you practice the letter **e**?

Try writing:


e

egg

broke

The egg broke.

This video might help:



<https://www.youtube.com/watch?v=gU9RRdCfCrE>

Phonics Group
1 (20-30
minutes)

Today we are learning the 'or' digraph. Watch the phonics fairy reading the story below:



or



Login details:

<https://ttsstorytimephonics.co.uk/>

Username: Sporle Primary

Password: XA\$li@VB!QM8NqSh8iyeQHMg

Use some washing up liquid to write this digraph today. You could put it in a sealed sandwich bag and have a go practicing writing the digraph on the top using your finger or a cotton bud.

Task:

Today have a go at making a pretend river out of anything in your home, e.g., a blanket, some material or a skipping rope. Get your grown up to write these words on some paper:

fork
born
cord
cork
worn
corn
hornet

Get your grown-up to pretend they are the king or queen. Get them to say one of the words. Can you find it?

Sound-talk and read the word as you cross the river. Were you right?

Phonics Group
2 (20-30
minutes)

Today we are learning the 'ou' digraph. Watch the Phonics Fairy reading the story below:

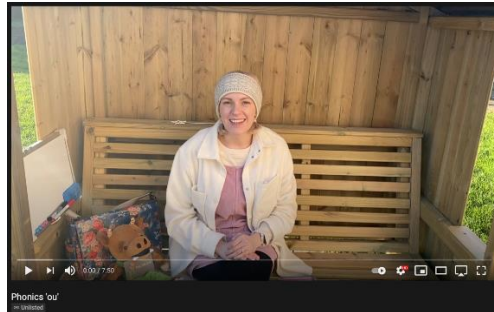


Login details:

<https://ttsstorytimephonics.co.uk/>

Username: Spørle Primary

Password: XA\$li@VB!QM8NqSh8iyeQHMg



Watch the teaching video

<https://www.youtube.com/watch?v=kv6QU2rk8OU>

Maths (20
minutes)

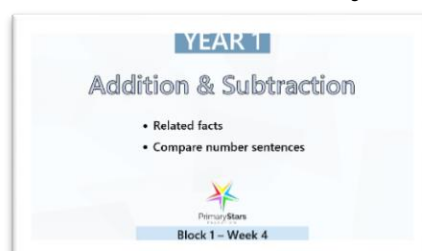
For your maths starter, sing the counting by 2s song:



<https://www.youtube.com/watch?v=GvTcpfSnOMQ>

Today we are continuing to use a tens frame to work out addition and subtraction sentences.

Watch the PowerPoint for today:



There is an audio button with me explaining the maths
 Now have a go at writing 2 addition sentences and 2 subtraction sentences for the questions below. If this is tricky stick to numbers up to 10 and practice the examples on the PPT questions: 3,4,5

Literacy,
 Topic and
 computing:
 (15-20
 minutes)

Hibernation

Today we're going to start making a factfile about a animals that hibernates. You can be as creative as you like making the factbook. We are going to allow time to do this over 2 days. You can include diagrams (like we did for science), labels, and interesting sentences (Year 1).

Don't forget to use the phonics sound mats!

Use the search engine <https://www.kiddle.co> to find out about animals that hibernate.

Internet Safety Rules

- Always ask a grown-up for help if you see anything strange or unusual.
- Don't download or install anything without asking a grown-up first.
- Remember, not all games and videos are for children.
- Don't talk to strangers online and don't tell them where you live.
- If you are ever unsure what to do, remember Buddy's song, and always ask for help!

Buddy's 'Use Your Tablet Safely' Song

(Sung to the tune of Frère Jacques)

Ask your grown-up,
 Ask your grown-up,
 Ask for help!
 Ask for help!
 Use your tablet safely,
 Use your tablet safely,
 Woof, woof, woof!
 Woof, woof, woof!



Story time/
 Dough Disco

Watch the story time video below:



<https://youtu.be/P-ZLxz9jRbY>