

Wednesday 20th January 2021

Good morning everyone.

Can you believe we are half way through the week already!

It was fantastic to see your Torah scrolls yesterday!

Mrs Hoddy

Subject Resources List

Handwriting:

- Whiteboard
- Whiteboard pen
- OR
- Pencil
- Exercise Book/Paper

Phonics:

- Whiteboard
- Whiteboard pen
- Pencil
- Exercise book
- Yellow pencil/pen/highlighter

Maths:

- Pencils
- Paper
- Exercise book
- Two containers (e.g., cups)
- 5 small items (e.g., coins)

Literacy:

- Pencil
- Exercise book
- Phonics mat

Science:

- Your cress diary
- Pencil

Handwriting (10 minutes)


Can you practice the letter **j**?

Try writing:

j
jelly
jam

jam and jelly

This video might help:



<https://www.youtube.com/watch?v=ihDLrtIZIdw>

Phonics (20-30 minutes)

Today we are learning the 'air' trigraph. Watch the teaching video below:

<https://www.loom.com/share/90bcaa600ca24794a7e21f36b3449621>

air



Task:

Write these words using a yellow pen/highlighter/pencil and add the buttons and hair slides (buttons and zips) underneath the words:

hairy
dairy
air
fair
fairy
pair


Maths (20 minutes)

Sing along with the 'Seven Days A Week' song:




<https://www.youtube.com/watch?v=1PgTdgvjjs>


Today we are learning about zero:




#MathsEveryoneCan



Can you draw some pictures to represent the numbers to 5
How would you represent 0?



You could even go on a walk and look to see where you can spot zero.
You might spot 0 cars on the road or 0 horses in the field.
How many 0s can you find?



Extension:

Hidden Bonds




Show the children 2 buckets.

Explain that you have 5 pebbles hidden inside the buckets.

Ask the children how many pebbles could be in each bucket.

Could this bucket have 0 pebbles?

Could this bucket have 4 pebbles? How do you know?

<p>Literacy and Topic (15-20 minutes)</p>	<p>'Jack and the Beanstalk' and instructions: Today you are learning about bossy words to use in your instruction writing. Bossy finger at the ready!...</p> <p>Listen to this song: https://www.youtube.com/watch?v=1R5RamySULY And talk about the bossy imperative verbs</p> <p>Task:</p> <p>Using your work from yesterday to help, write captions as a set of instructions telling someone how to plant a bean. Remember to be precise, use bossy (imperative) verbs and to number your instructions, starting with 1.</p> <p>An example of this would be "1. get plant pot" and "2. put soil in it".</p> <p>These are the bossy (imperative) verbs</p>
<p>Science (15 minutes)</p>	<p>Task: https://www.loom.com/share/833b2547ef574588aef66bb082fb0e89</p>  <p>Draw the cress and label which part is the root and the stem.</p>
<p>Story time/ Dough Disco</p>	<p>Join in with the Dough Disco video! https://www.loom.com/share/bcf317f54cee4cf5a56f61bfff17d8e9</p> 