

Wednesday 20<sup>th</sup> January 2021

Hello everyone,

It's Wonderful Wednesday! What AMAZING instructions I saw yesterday showing me how to plant a bean like Jack did in the story. Well done all of you for all the brilliant work you are doing. It makes me so happy!

Don't forget Joe Wicks is doing his live PE session today at 9am (which you can access at any time on his YouTube channel).

Also, you can still access music online through this link:  
<https://www.norfolkmusicshub.org.uk/site/logins/students-login>

If you can't remember your child's login, message me on ClassDojo and I can pass it on to you. At the moment both Reception and Year 1 are completing the unit called 'In the Groove' which you will find on the website. If you have any questions about this, please do ask me!

Just so you all know, I have a training session today from 2-3pm and then a meeting from 3.45-5pm so if I don't get back to you today this is why but I will make sure to reply in the morning tomorrow.

Have a super day and a fun time learning!

Mrs Cole

here's a BOOst of positivity!



WoOOooOOh!

## Subject Resources List

### Handwriting:

- Whiteboard
- Whiteboard pen
- OR
- Pencil
- Exercise Book/Paper

### Phonics:

- Whiteboard
- Whiteboard pen
- Pencil
- Exercise book
- Yellow pencil/pen/highlighter

### Maths:

- Pencils
- Paper
- Exercise book
- Two containers (e.g., cups)
- 5 small items (e.g., coins)

### Literacy:

- Pencil
- Exercise book
- Phonics mat

### Science:

- A4 piece of paper
- Pencil
- Colouring pencils/paint
- Phonics mat

Handwriting  
(10 minutes)

Can you practice the letter **j**?

Try writing:


j

jelly

jam

jam and jelly

This video might help:




<https://www.youtube.com/watch?v=ihDLrtI7Idw>

Phonics (20-30  
minutes)

Today we are learning the 'air' trigraph. Watch the teaching video below:

air



<https://www.loom.com/share/68d46fa76c9042748914269d122debf7>

**Task:**

Write these words using a yellow pen/highlighter/pencil and add the buttons and hair slides (buttons and zips) underneath the words:

hairy

dairy

air

fair

fairy

pair



Maths (20 minutes)

Sing along with the 'Seven Days A Week' song:




[https://www.youtube.com/watch?v=lPgTdgxj\\_jc](https://www.youtube.com/watch?v=lPgTdgxj_jc)


Today we are learning about zero:

 **#MathsEveryoneCan** 

Can you draw some pictures to represent the numbers to 5  
How would you represent 0?



You could even go on a walk and look to see where you can spot zero.  
You might spot 0 cars on the road or 0 horses in the field.  
How many 0s can you find?



Extension:

## Hidden Bonds



Show the children 2 buckets.

Explain that you have 5 pebbles hidden inside the buckets.

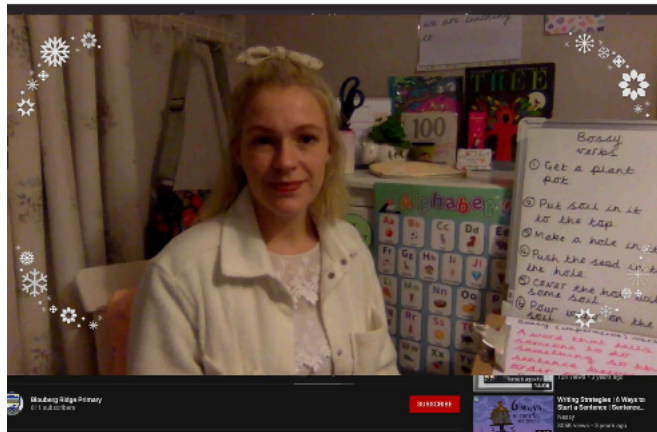
Ask the children how many pebbles could be in each bucket.

Could this bucket have 0 pebbles?

Could this bucket have 4 pebbles? How do you know?

## 'Jack and the Beanstalk' and instructions:

Watch the teaching video below:



Literacy (Bossy/Imperative  
Verbs) Wednesday 20th Januar...

<https://www.loom.com/share/lcfla2acc36b4f15a994e737ec435342>

### Task:

- Using your work from yesterday, write captions as a set of instructions telling someone how to plant a bean. Remember to be precise, use bossy (imperative) verbs and to number your instructions, starting with 1.

An example of this would be "1. **get** plant pot" and "2. **put** soil in it".

### These are the bossy (imperative) verbs

- If you have already written your instructions, highlight the bossy verbs you have used. If you haven't used a bossy verb, can you add one in to your sentence/caption?

### Challenge:

- For 2 classdojo points, write a set of instructions directing someone to do something (like baking a cake) using bossy verbs.

Science (15 minutes)

## Cress investigation

Watch the teaching video below:



### Cress Investigation (Day 7) and Roots

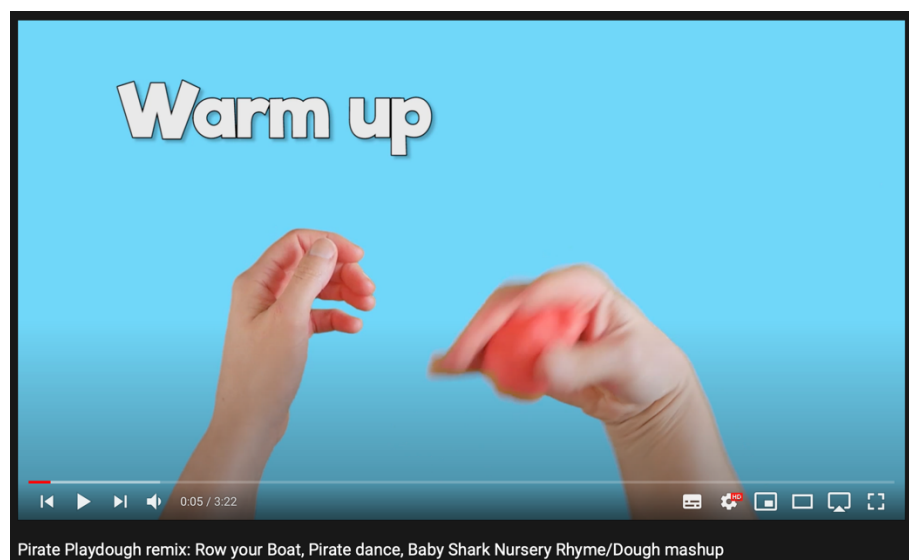
<https://www.loom.com/share/6d0adc6338024b36b997e549b4947703>

#### Task:

Draw/paint the cress' roots and write a sentence/caption about the two important things they do to keep plants healthy.

Story time/  
Dough Disco

Join in with the dough disco video!



<https://www.youtube.com/watch?v=aAo2h36DVfA&list=PL7stXD3f7II0l-NCT6ry2TwsrKoQpIC0y&pbjreload=101>