

Thursday 21st January 2021

Hello everyone,

What brilliant instructions I read yesterday! I am so proud of you all. Well done all for using the bossy (imperative) verbs and for making your instructions very precise.

I also enjoyed seeing all of your diagrams of the cress roots! Well done everyone.

I hope you all enjoy the home learning today. I have a training session today from 1.30-4pm so I will make sure to reply to your messages in the morning tomorrow.

Have a brilliant Thursday!

Mrs Cole



Subject Resources List

Handwriting:

- Whiteboard
- Whiteboard pen
- OR
- Pencil
- Exercise Book/Paper

Phonics:

- Whiteboard
- Whiteboard pen
- Pencil
- Exercise book
- GROUP 1: You are going outside so will need a stick and some mud.
- GROUP 2: make yourself a rowboat from things in your house (e.g., from a box, blanket, cushions)

Maths:

- Pencils
- Paper
- Exercise book
- Number line (you could use a ruler)

Literacy:

- Pencil
- Exercise book
- Phonics mat

Geography:

- Jug with millilitres
- 7-day grid
- Pencil

Story time:

- Your favourite teddy or toy

Handwriting
(10 minutes)

Can you practice the letter **t**?

Try writing:

t

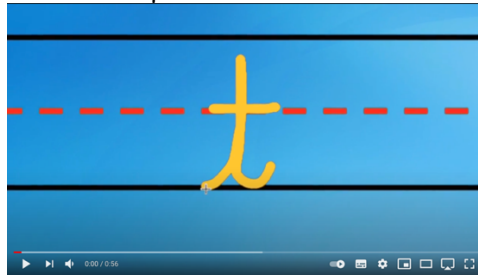
tail

tiger

stripy

The tiger has a stripy tail.

This video might help:



<https://www.youtube.com/watch?v=c7iYprpOAxg>

Phonics Group
1 (20-30
minutes)

Today we are learning the 'ure' trigraph. Watch the Phonics Fairy below:



Login details:

<https://ttsstorytimephonics.co.uk/>

Username: Spore Primary

Password: XA\$li@VB!QM8NqSh8iyeQHMg

Task:

Write these words in the mud outside (you can use a stick if you don't want to get your hands messy) or something else and pretend it is manure (e.g., glitter). As you write them sound out the words and blend them to make the word.

sure, lure, assure, pure, cure,
secure, mature

Today we are learning the alternative digraph
'ow'. Watch the teaching video below:



Phonics alternative 'ow'

<https://www.loom.com/share/0c3d874c218f44f7a6ff3ee6556ef800>


Task:

Pause the video at the activity shown. Draw yourself a grid (or print this one out) that looks like this:

ow (miaow cow)	ow (row your boat)	oa (go for the goal)

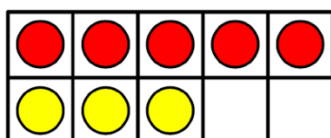
Look at the pictures on the video and figure out what they are. Sound out the word and find the matching word on the video. Then decide which digraph is used and the sound it makes and write it in the correct column. If you need to check play the video to the end to see the answers.

Today in maths we are continuing to compare number sentences using the greater than, less than and equal to symbols.



Task:

1.

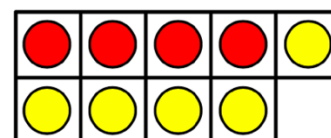


$$5 + 3 = \underline{\quad}$$

is more than

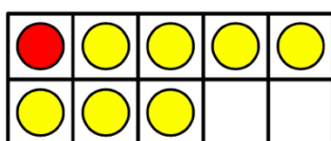
is less than

is equal to



$$4 + 5 = \underline{\quad}$$

2.

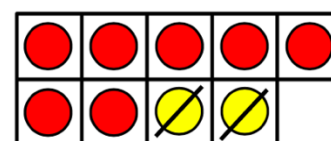


$$1 + 7 = \underline{\quad}$$

is more than


is less than

is equal to



$$9 - 2 = \underline{\quad}$$

Use a number line to work out these questions.
Write the symbol:



3.

$$5 + 3 =$$

$$10 - 3 =$$


4.

$$8 + 2 =$$

$$4 + 5 =$$

Extension question:

Choose a digit card to make the comparison sentences correct.
You may only use each card once.



$$\begin{array}{rcl} 4 + 5 & = & 12 - \underline{\quad} \\ 3 + \underline{\quad} & > & 11 - 5 \\ 5 + 3 & < & 14 - \underline{\quad} \end{array}$$

Parent answer:

Choose a digit card to make the comparison sentences correct.
You may only use each card once.



$$\begin{array}{rcl} 4 + 5 & = & 12 - \underline{3} \\ 3 + \underline{4} & > & 11 - 5 \\ 5 + 3 & < & 14 - \underline{5} \end{array}$$

Literacy and
Topic: (15-20
minutes)!

Jack and the Beanstalk and Instructions:

Jack needs some help! He needs to know how to make a sandwich for his mother. Could you help him by writing these instructions in order? Don't forget to add a number for each instruction. Can you underline the bossy (imperative) verbs?

- Spread the margarine on the bread
- Get two slices of bread
- Cut the sandwich in half
- Put the slices of bread together
- Spread the jam on one slice of bread
- Put the sandwich on the plate

Extension:

Add a list of what Jack will need to make this sandwich.

Geography (10-15 minutes)

Measuring rainfall:

Over the next week we are going to be measuring the amount of rainfall we get. You will need a jug with measurements on it in millilitres and a 7 day grid that looks like this:

Thursday	Friday	Saturday	Sunday	Monday	Tuesday	Wednesday

Stand the container somewhere outside. At the end of the day, have a look at the jug and record how much rainfall it has collected. Write the amount in the box.

Story time/
Dough Disco

Watch the story time video below. Bring your favourite teddy or toy to listen to this story.



Story Time with Mrs Cole - 'Little Teddy Left Behind'

<https://www.loom.com/share/ba269c2cbc4449c799d700dffd74a298>