

Monday 1st February 2021

Hello everyone,

I hope you have all had a lovely, restful weekend! Can you believe we are already into Week 5?! The time is flying by!

I hope you all enjoy the learning today. Remember I am here if you need anything.

Have fun!

Mrs Cole



Subject Resources List

Handwriting:

- Whiteboard
- Whiteboard pen
- OR
- Pencil
- Exercise Book/Paper

Phonics:

- Whiteboard
- Whiteboard pen
- Pencil
- Exercise book
- GROUP 1: Paper and a skirt

Maths:

- Pencils
- Paper
- Exercise book
- Whiteboard
- Whiteboard pen
- 100 square

SPaG:

- Exercise book
- Pencil

RE:

- Paper
- Pencil
- Colouring pencils

Handwriting
(10 minutes)

Can you practice the letter **m**?

Try writing:

m

Monday


music

some

made

On Monday I made some music.

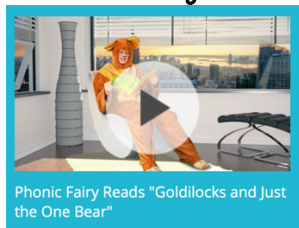
This video might help:



<https://www.youtube.com/watch?v=qu-IEiJNRg>

Phonics Group
1 (20-30
minutes)

Today we are learning the 'ir' digraph. Watch the phonics fairies' video below:



Login details:

<https://ttsstorytimephonics.co.uk/>

Username: Spore Primary

Password: XA\$li@VB!QM8NqSh8IyeQHMg

Task: Pin the patch on the skirt (like pin the tail on the donkey)

Write these words on to pretend patches (pieces of paper):

girl

bird

birth

third

thirteen

Be blindfolded and spin around. Get your grownup to direct you to the patches and pick one up. Try and stick it on the skirt then take your blindfold off and read it.

Phonics Group
2 (20-30
minutes)

Today we are learning the 'ue' digraph. Watch the teaching video below:

ew/ue

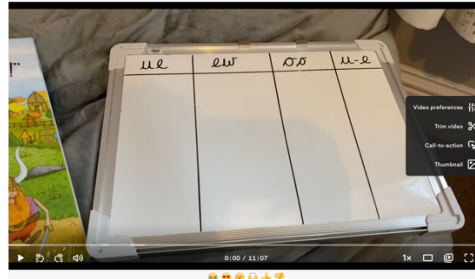


Phonics 'ue'

<https://www.loom.com/share/bb30774321984ce580602e1888171a3c>

ue ue I feel blue

Task - make yourself a grid like this and watch the video:



'ue' story and task

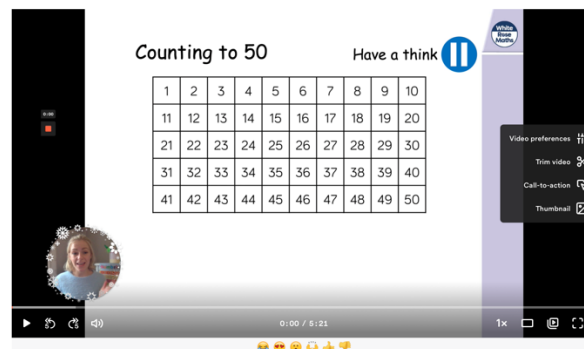
<https://www.loom.com/share/cdc62586062d4a088aa7736ce5a98e3a>

Now write some sentences using a word from each of the columns.

Maths (20
minutes)

Today in maths we are learning to count forwards and backwards within 50.

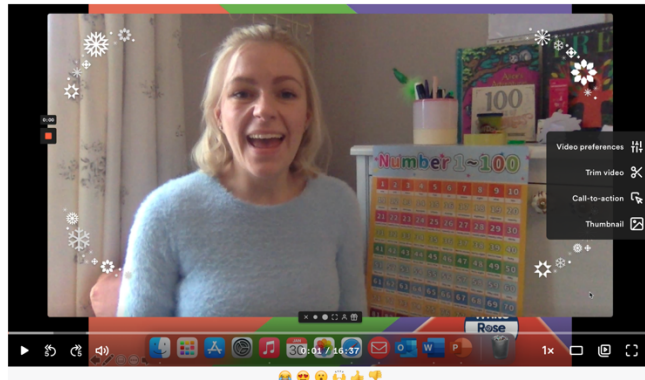
Let's first practice and look at counting up to 50. Watch the teaching video below:



Starter - Counting up to 50

<https://www.loom.com/share/65bba4326c35471096c6c16cf3e72716>

Now watch this teaching video and have a whiteboard and whiteboard pen ready:



Year 1 Maths Monday 1st February 2021

<https://www.loom.com/share/0aa71bd7028146c6be0cbfd81149aad4>

Task A:

1)

Use the number track to


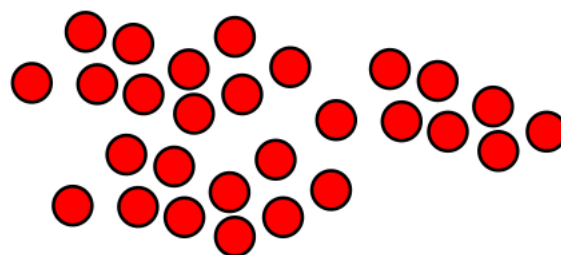
- count forwards from 35 to 49
- count back from 46 to 38

35	36	37	38	39	40	41	42	43	44	45	46	47	48	49
----	----	----	----	----	----	----	----	----	----	----	----	----	----	----

Can you count from ___ to ___ without a number track?

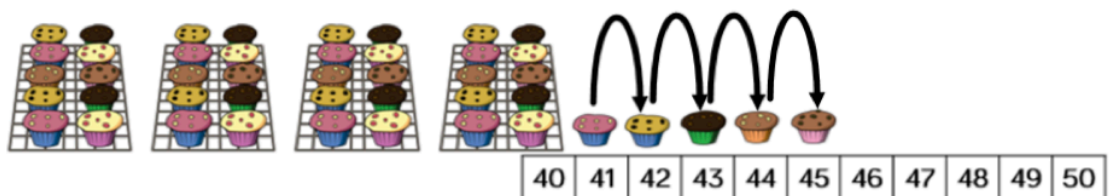
2)

These images both show the same number of counters. Which counters are easier to count? Why?



3)


How many muffins are there?



Task B:

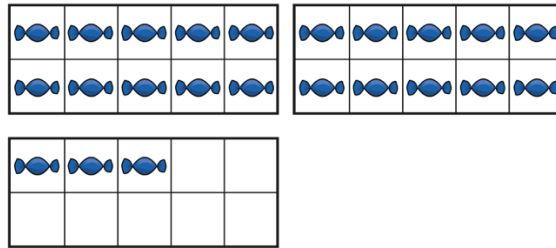
1)

a) How many sweets are there?



There are sweets.

b) How many sweets are there?

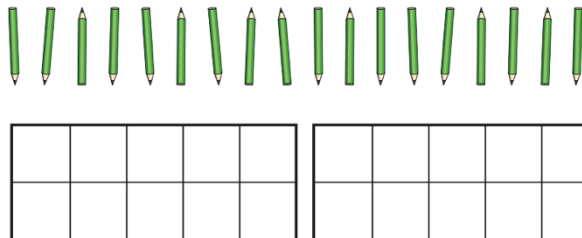


There are sweets.

c) Which were easier to count? Why?

2)

a) Draw counters to show how many pencils there are.



b) Complete the sentence.

There are pencils.

c) How do you know you have counted them all?

3)

I am going to count
from 21 to 36



Will Rosie say the number 29? _____

How do you know?

SPaG (15 minutes):

SPaG: using a question mark and exclamation mark

Watch the teaching video below:




Y1SPaG - When to use a question mark and a exclamation mark

<https://www.loom.com/share/f51ca4e76c694f91b5c5c626ccf4a9ec>

Task:

Do these sentences need an exclamation mark or question mark? Put the correct punctuation on the end.

Remember

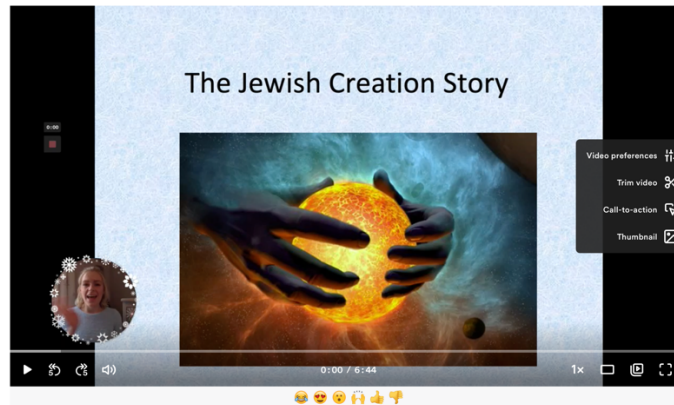
Use  to add more excitement.

Use  at the end of the question.

- 1) Where is the park
- 2) I love going down the slide
- 3) What should I do now
- 4) Who said that
- 5) Watch out
- 6) This has been the best day ever
- 7) Which sandwich should I go for
- 8) Chocolate is my favourite
- 9) When do I have to go to bed
- 10) Why do I have to go to bed so early

RE (15
minutes)

Jewish Creation Story and Shabbat
Watch the teaching video below:



The Jewish Creation Story and Resting

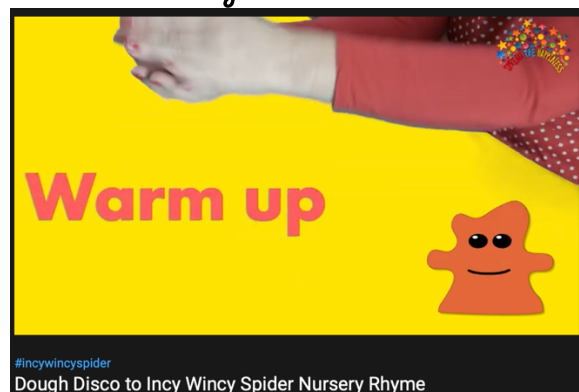
<https://www.loom.com/share/8e9ca6e0327547fc9ec588e42aa0bd4b>

Task:

Draw and write how you rest and compare this with the Jewish traditions of Shabbat you have learnt about.

Story time/
Dough Disco

Watch the dough disco video below:



<https://www.youtube.com/watch?v=KSBO8N4ctJg>

Cosmic Kids
Yoga/Singing

If you would like to, you could do some singing!



<https://www.bbc.co.uk/teach/school-radio/nursery-rhymes-the-animal-fair/z766wtv>