

Tuesday 23rd February 2021

Hello everyone,

I hope you all had a super first day back. I saw some amazing work - I loved all the different creative ways you practiced your spellings and tricky troll words, like using paint and writing in flour. There were also some fantastic answers you gave for the RE question, so well done!

Here are the home learning activities for today. I hope you enjoy them!

Mrs Cole



P.S. Here is a fun indoor PE activity you might like to do! Send in a picture or video of you doing this on ClassDojo.



## Subject Resources List

### Spellings:

- Pencil
- Exercise Book/Paper

### Phonics:

- Whiteboard
- Whiteboard pen
- Pencil
- Exercise book

### Maths:

- Pencils
- Paper or Exercise book
- Whiteboard and a whiteboard pen
- 100 square

### Reading Comprehension:

- Pencil and exercise book

### Science:

- Pencil
- Paper/Exercise book

Spellings (10 minutes)

### Double Consonant Word Endings

Practise the words on this list using look, say, cover, write and check.

Hint: Sometimes a single sound at the end of a word is spelt with double letters.



Word	1st try	2nd try	3rd try
off			
well			
miss			
buzz			
stiff			
pass			
fuss			
mess			
fizz			

Today we are learning the 'aw' digraph. Watch the teaching video below:

aw



Phonics 'aw'

<https://www.loom.com/share/e6039871953d4803b575598ba77265a2>

Task: Segment and blend these words and organise them into the correct yawning mouths (you could print these out or draw them on 2 A4 pieces of paper):

saw, worn, autumn, claw, August, thorn,  
born, thorn, jaw, lawn, launch, author, corn



Today we are learning the alternative sound for  
'a'.

a



a a achoo

The 'a' in words can make the 'a' sound like  
'achoo' but it can also make the name sound of  
the 'a' from the alphabet, like in the word 'ate'  
and 'cable'.

Task: Match the picture to the word. When  
sounding it out, notice how you pronounce the 'a'  
grapheme. Write the words into two lists with the  
two different sounds.



apricot

acorn

apron

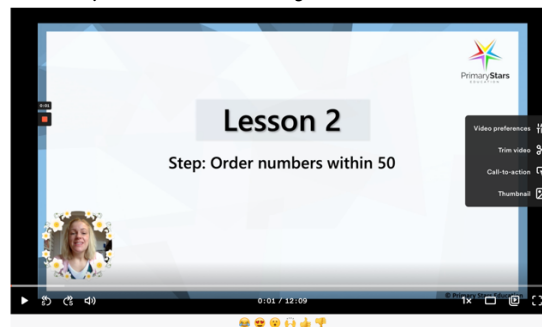
bagel

bacon

Maths (20 minutes)

Today in maths we are continuing to order numbers within 50.

Watch the teaching video and have a whiteboard and whiteboard pen ready:



Year 1 Maths Tuesday 23rd February 2021

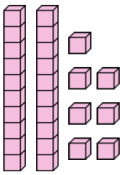
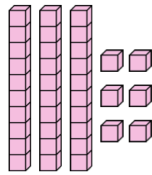
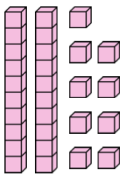
<https://www.loom.com/share/07bf529f30b44d5b87414981f5c3db8d>

### Task A:

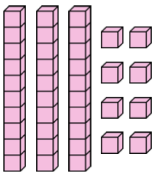
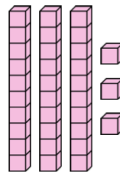
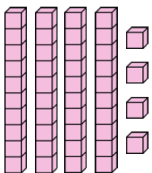
#### Order numbers within 50



- 1 Write the total of each group. Then order the groups from smallest to largest.

a   

Smallest    Largest

a   

Smallest    Largest

- 2 Order the shaded numbers from least to most.

a

1	2	3	4	5	6	7	8	9	10
11	12	13	14	15	16	17	18	19	20
21	22	23	24	25	26	27	28	29	30

Least Most

b

11	12	13	14	15	16	17	18	19	20
21	22	23	24	25	26	27	28	29	30
31	32	33	34	35	36	37	38	39	40

Least Most

c

21	22	23	24	25	26	27	28	29	30
31	32	33	34	35	36	37	38	39	40
41	42	43	44	45	46	47	48	49	50

Least Most

Parent answers:

## Order numbers within 50



- 1 Write the total of each group. Then order the groups from smallest to largest.

a 27

b 36

c 29

Smallest 27 29 36 Largest

a 38

b 35

c 44

Smallest 35 38 44 Largest

- 2 Order the shaded numbers from least to most.

a

1	2	3	4	5	6	7	8	9	10
11	12	13	14	15	16	17	18	19	20
21	22	23	24	25	26	27	28	29	30

3 16 23

Least Most

b

11	12	13	14	15	16	17	18	19	20
21	22	23	24	25	26	27	28	29	30
31	32	33	34	35	36	37	38	39	40

14 29 34

Least Most

c

21	22	23	24	25	26	27	28	29	30
31	32	33	34	35	36	37	38	39	40
41	42	43	44	45	46	47	48	49	50

22 40 50

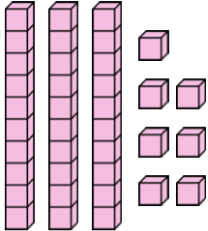
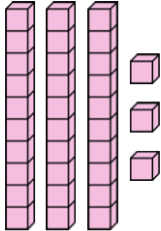
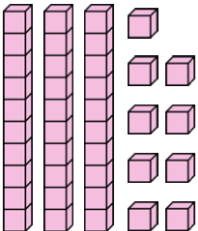
Least Most

## Task B:

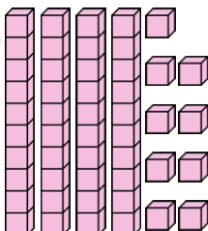
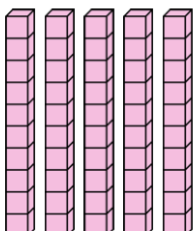
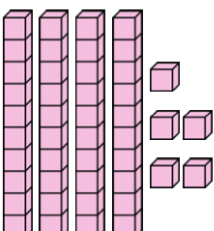
# Order numbers within 50



1 Write the total of each group. Then order the groups using the comparison signs.

a   c 

<  <

a  b  c 

<  <

2 Order the shaded numbers using the comparison signs. You may need to choose your own numbers.

a

18	19	20	21	22	23	24	25	26	27
28	29	30	31	32	33	34	35	36	37
38	39	40	41	42	43	44	45	46	47

>  >  >

b

21	22	23	24	25	26	27	28	29	30
31	32	33	34	35	36	37	38	39	40
41	42	43	44	45	46	47	48	49	50

<  <  <

Parent answers:

## Order numbers within 50



- 1 Write the total of each group. Then order the groups using the comparison signs.

a 37

b 33

c 39

$33 < 37 < 39$

a 49

b 50

c 45

$45 < 49 < 50$

- 2 Order the shaded numbers using the comparison signs.  
You may need to choose your own numbers.

a

18	19	20	21	22	23	24	25	26	27
28	29	30	31	32	33	34	35	36	37
38	39	40	41	42	43	44	45	46	47

$\square > \square > \square > \square$  Any suitable answer.

b

21	22	23	24	25	26	27	28	29	30
31	32	33	34	35	36	37	38	39	40
41	42	43	44	45	46	47	48	49	50

$\square < \square < \square < \square$  Any suitable answer.



Reading  
comprehension (20  
minutes)

## 'For you are a Kenyan Child' reading comprehension

These questions follow on from yesterday's story.

**Task:** In your book complete at least two of the boxes 'What he does'. If you do not complete all the boxes, discuss the ones that you have not filled in. Alternatively, if you can print, cut and stick the sentences attached into the right box.

Name \_\_\_\_\_

### For You Are a Kenyan Child



The main character in this story is supposed to be watching his grandfather's cows but he gets distracted by the people he sees from his African village. Complete the chart below to show the things he does at each of the places he visits.

Who He Visits	What He Does
Bashir at the Tea Shop	<hr/> <hr/> <hr/>
Mzee the Village Chief	<hr/> <hr/> <hr/>
His Grandmother	<hr/> <hr/> <hr/>
Wini (with her baby brother on her back)	<hr/> <hr/> <hr/>
His Friend, Kiptoo	<hr/> <hr/> <hr/>

For You Are a Kenyan Child

Drinks some sleeping milk  
sweetened with crushed  
charcoal

Kicks a ball

Eats a bug from the sky

Eats the first pancake of  
the day

Marches around with the  
chief stick

Science (20  
minutes)

*Carnivores, herbivores and omnivores*

*Watch the teaching video below:*



Science (carnivores, herbivores and omnivores)

<https://www.loom.com/share/6276791007fa47fea23b9a73ladb1601>

**Task:**

Draw a picture of an animal in each of the categories (herbivore, omnivore and carnivore). You choose which animal you would like to draw!

Carnivore	Herbivore	Omnivore


Here is the link to the game if you would like to play it again and the song:

<https://switchzoo.com/games/pleasedofeedtheanimals.htm>

<https://youtu.be/gZa8qkdP86M>

Cosmic Kids  
Yoga/Singing

Sing along with this nursery rhyme!



<https://www.bbc.co.uk/teach/school-radio/nursery-rhymes-busy-farmer-ben/zkr3hbk>

Story time/  
Dough Disco

Join in the dough disco!



[https://www.youtube.com/watch?v=a3bwm\\_ZdDq4](https://www.youtube.com/watch?v=a3bwm_ZdDq4)