

Wednesday 3rd March 2021

Hello everyone,

It's world book day!! If you would like to, dress up in your favourite character from a book. Make sure you post a video or picture of you dressing up!

Don't forget to watch Michael Rosen live at 11am. Here is the link for this: <https://youtube.be/lu5GDOYqorc>

Have a super fun day!

Mrs Cole



## Subject Resources List

## Spellings:

- Pencil
- Exercise Book/Paper

## Phonics:

- Whiteboard and whiteboard pen
- Pencil and paper (or print out the words on the pea pods)

## Maths:

- Pencil
- Paper/exercise book
- Whiteboard and whiteboard pen

Literacy and Topic:

- A device to research about hares
- Some paper or your exercise book if you would like to make notes

### Extra-Curricular Activity:


- Paper and pencils
- Anything crafty

Spellings (10 minutes)


## Spelling 'ck'

Practise the words on this list using look, say, cover, write and check.


Hint: Sometimes the /k/ at the end of a word is spelt with 'ck'.

  
**Look**


→

  
**Say**


→

  
**Cover**

→

  
**Write**

→

  
**Check**

Word	1st try	2nd try	3rd try
back			
peck			
sock			
lick			
stick			
rock			
sack			
duck			
luck			
shock			

Today we are learning that the 'ie' digraph  
makes the same sound as 'ee'.

ee



ee, ee, what shall I see?

ie



ie, ie, peas in a field.

Revise these phonemes: wh, th, ch, ee

Read and write this tricky troll word: oh

**Task:**

Either print out or write these words on a piece of paper. Get a grownup or someone else in your home to hide them outside (if the weather is nice). When you find one read it aloud by segmenting and blending the phonemes.

Grownups, you may need to support recognising the 'ie' digraph. If it helps, you could draw the sound buttons and zips on the words.



Phonics Group  
2 (20-30  
minutes)

Today we are learning the suffix 'er'.




Revise the phonemes: or, ng, ar, ee, qu

Read and write these tricky troll words: there,  
their

Task 1:

Look at this picture:



Which character do you think weighs the most?  
Why do you think this?

You can compare weight and height by adding  
the suffix 'er' to these words. Have a go at  
adding the suffix 'er' to these words:

light  
tall  
small  
short

You have to be careful when you add the suffix 'er' to the root words big and heavy. Can you spot where the root word has changed?

heavy	heavier
big	bigger

The 'y' in heavy disappears and an 'i' is added to make the word 'heavier'. The 'g' is doubled in the word big to make the word 'bigger'.

**Task 2:**

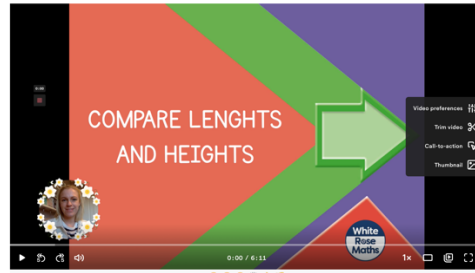
Choose two objects in your home and write a comparative sentence using a word with the suffix 'er'.

For example, 'The pencil is longer than the teaspoon.'

Maths (20 minutes)

Today in maths we are continuing to learn about comparing lengths and heights.

Watch the teaching video:



Year 1 Maths Wednesday 3rd March 2021


<https://www.loom.com/share/133660f8b9a5433d989345cf07d5bd40>

Both **Task A** and **Task B**:

**a)** Tick the taller flower.



**b)** Tick the shorter tree.





**c)** Tick the longest ribbon.



**d)** Tick the taller tower.



**2** Complete the sentences.



- C is longer than \_\_\_\_\_
- \_\_\_\_\_ is the longest train.
- \_\_\_\_\_ is the shortest train.

**3** Complete the sentences.



Annie



Rosie



Mo


- a) \_\_\_\_\_ is the tallest.
- b) Mo is taller than \_\_\_\_\_.
- c) \_\_\_\_\_ is the shortest.

**Task A complete one question:**

**Task B complete both questions:**

1)

Spot the mistake. Explain your answer.



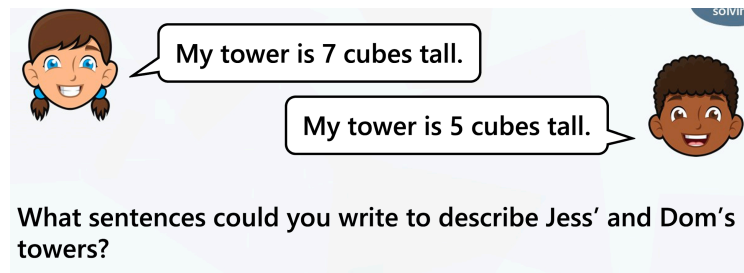
*Parent answer:*

Spot the mistake. Explain your answer.



The pink and yellow blocks need swapping round as the yellow block is the shortest in length.

2)



My tower is 7 cubes tall.

My tower is 5 cubes tall.

What sentences could you write to describe Jess' and Dom's towers?

*Parent answer:*

Examples:

Jess' tower is taller than Dom's tower.

Dom's tower is shorter than Jess' tower

Jess' tower is 2 cubes taller than Dom's tower.



Literacy and  
Topic (20-30  
minutes)

Science (omnivore, carnivore, herbivore)



**Task:**

On Thursday and Friday, you will be making a fact file about hares. Today, research about hares and what they eat. Are they an omnivore, carnivore or herbivore? Research to find out:

- Is a hare warm or cold blooded?
- What do they look like?
- What habitat do they live in?

Extra-  
Curricular

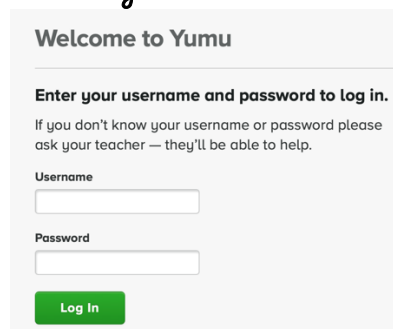
World Book Day - Make a book cover

**Task:**

Using different media, make the front book cover of the character you have dressed up as. For example, if I were dressed up as 'Mrs Honey' from 'Matilda', I would make the front cover of the book 'Matilda'. You don't have to copy the original book cover - you could pick your favourite part of the story and draw this if you like! Remember to post a picture of this on ClassDojo as I would like to make a display out of them.

Music (20  
minutes)

Go on YUMU and play some more games from the 'In the groove' section.

A screenshot of the Yumu login page. It has a light grey background. At the top, it says 'Welcome to Yumu'. Below that, it says 'Enter your username and password to log in.' and 'If you don't know your username or password please ask your teacher — they'll be able to help.' There are two input fields: 'Username' and 'Password'. Below the 'Password' field is a green 'Log In' button.

<https://charanga.com/yumu/login>

Can you create something from your playdough?  
Here are some ideas:

